

NEW LAUNCH

Max Series – Lead Free

Model No: CAAP BB



- ▶ **Recognized for Environmental Management** – Working diligently to create truly sustainable energy solutions taking into consideration the environmental impacts of all stages of the product lifecycle, from raw material sourcing to end-of-life recycling
 - ISO 14001:2004 for environment management
 - SA- 8000 for being socially accountable
 - Sony Green Partner Certification for product environmental management system
 - Golden Peacock Environmental Eco –Innovation Award
 - First in India to receive recognition from the Indian Government for forced air treatment
 - Only solar company in the world to get Green Leaf certification from Intertek
- ▶ **Module Recycling and Take-back Programme** – Moser Baer Solar has been an active member of PV cycle from the very beginning and championed the recycling and take-back of PV modules
- ▶ **Rigorous Quality Control** – The only solar company in the world to be awarded a 5-star rating for quality systems by TUV two years in a row
- ▶ **Manufacturing Excellence** – Top-of-the-line manufacturing equipment from Europe and Japan backed by in-house reliability testing capabilities
- ▶ **Best-in-class warranty** – Mechanical warranty of 10 years and performance warranty of 12 years at 90% of rated output power and 25 years at 80% of rated output power
- ▶ **Certifications:** IEC 61215 (Edition II), IEC 61730 (Safety Class II), UL (USA & Canada), CE, CEC Listed, JET, MCS, IEC 61701 (Salt mist corrosion test), Ammonia Resistance Test, RoHS Compliant, Green Leaf



Member of PV Cycle for voluntary take-back and Recycling Program

Max Series - Lead Free modules are specifically designed to further reduce the carbon footprint. The modules are in compliance with RoHS directive 2002/95/EC and can be used in a variety of applications suited for residential, commercial and industrial purposes.

Max Series – Lead Free

Model No: CAAP BB



ELECTRICAL CHARACTERISTICS

200W_p 205W_p 210W_p 215W_p 220W_p 225W_p 230W_p 235W_p 240W_p 245W_p

Maximum Power, P _{max} (W)	200	205	210	215	220	225	230	235	240	245
Voltage at Pmax, V _{mp} (V)	28.02	28.29	28.58	28.79	29.03	29.27	29.50	29.83	30.16	30.67
Current at Pmax, I _{mp} (A)	7.14	7.25	7.35	7.47	7.58	7.69	7.80	7.88	7.96	7.99
Open Circuit Voltage V _{oc} (V)	36.05	36.25	36.38	36.50	36.64	36.95	37.25	37.41	37.65	37.77
Short Circuit Current I _{sc} (A)	7.95	7.99	8.04	8.07	8.14	8.23	8.34	8.44	8.49	8.55
Temperature Coefficient of P _{max} (%/K)	-0.45									
Temperature coefficients of V _{oc} (%/K)	-0.35									
Temperature coefficients of I _{sc} (%/K)	0.05									
Power Tolerance (%)	± 3									
Maximum System Voltage (IEC/UL) (V DC)	1000/600									
Cells per By-pass Diode (Nos)	20									

- Standard Test Conditions (STC): Irradiance 1000 W/m², Module temperature at 25°C and AM 1.5G Spectrum
- Max Series fuse ratings: 15A
- Operating Temperature (°C): (-)40 to (+)85
- NOCT (Nominal Operating Cell Temperature) (°C) 45.0±2

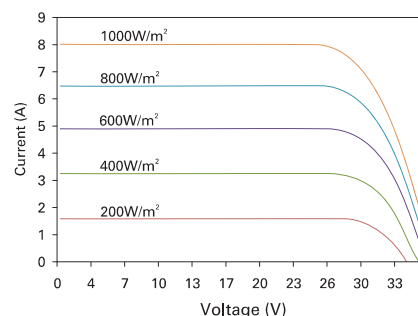
ENVIRONMENTAL TEST CONDITIONS

- Operating Temperature (temperature cycling range): (-)40°C to (+)85°C for 200 cycles
- Static Load Front and Back (e.g. wind): 50 lbs/ft² or 2400 Pa
- Impact Resistance (e.g. hail): 25mm at 23 m/s at 11 impact locations
- Humidity Freeze, Damp Heat: 85°C and 85 % relative humidity for 1000 hours
- Front Loading (e.g. snow): 113 lbs/ft² or 5400 Pa

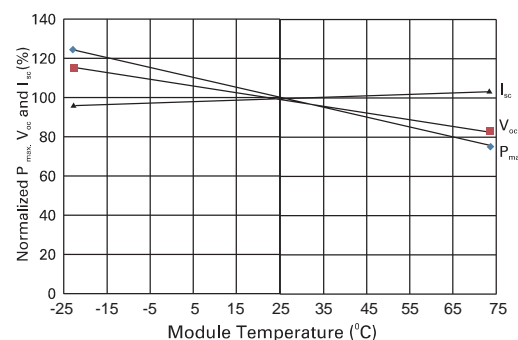
MECHANICAL CHARACTERISTICS

Number and Arrangement of Cells	156mmx156mm Multicrystalline Silicon Cells, 6x10 configuration
Dimensions (mm)	1661 x 991 x 37
Weight (kgs)	18.7
Frame	Anodized aluminum frame with twin-wall profile
Anodization Thickness	17 µm
Front Glass	High transmission, low iron, tempered and textured glass, 3.2mm
Junction Box	IEC/ UL approved IP65 rated 4 terminal junction box with 3 by-pass diodes (15A, 45V)
Output Cables	USE-2 Solar cables, 4mm ² cross-section, asymmetric length
Type of Connector	Low resistance, IEC/UL approved (compatible with MC4)
Mounting Holes	Elliptical and 4 nos (9mm x 7mm)
Grounding Hole	Circular and 2 nos (4mm dia) – In accordance with NEC Article 250 (USA) or CEC (Canada)

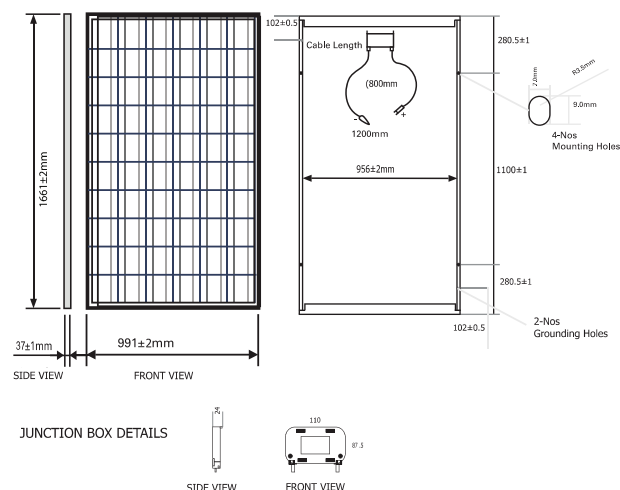
IV CURVES AT VARIOUS IRRADIANCE LEVELS AT 25°C



P_{max}, V_{oc}, I_{sc} AS A FUNCTION OF MODULE TEMPERATURE



ENGINEERING DRAWING



PACKAGING

Dimensions of Pallets (mm)	1690 X 750 X 1187
Modules/pallet	18
Pallets/40ft HC container	42 (756 modules)
Gross weight per pallet (kgs)	372 KG (Approx)

www.moserbaersolar.com
Email: pvinfo@moserbaer.in